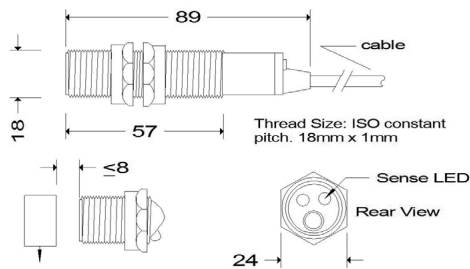


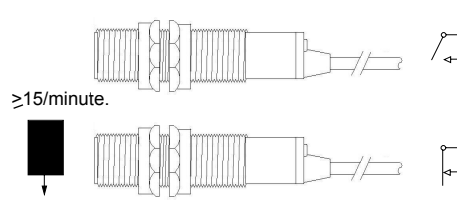


Stopped Motion Monitor Type: SU1MZAI Code: 860-042

Dimensions - mm

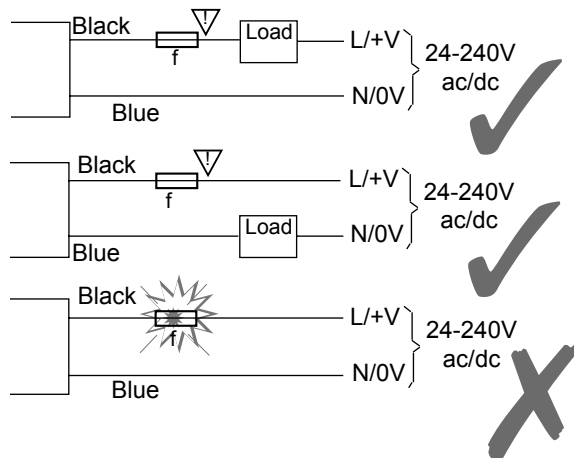


Output Mode



NOTE: f= 1500A Capable fuse 500mA max. rating)
1 fuse per unit **MUST** be used.

Connections:



Approval

Approval Nos:
IECEXBAS14.0061X
Baseefa14ATEX0115X
 Ⓢ II 2G Ex mb IIC T5 Gb
 Ⓢ II 2D Ex mb IIC T100°C Db
 Ⓢ I M2 Ex mb I Mb
 Tamb -15°C to +50°C IP66



Specification

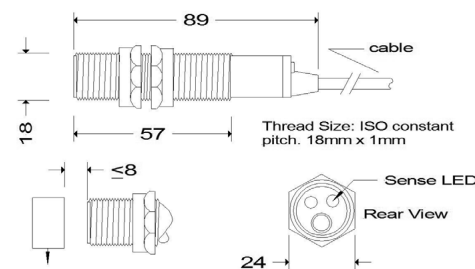
Supply V 24-240V ac/dc.
 I. min 1.0 mA.
 V. drop 5.5V max.
 Output Rating .. 50 mA max.
 Max. Speed 100 Hz.
 Min. Speed 0.25Hz

->SUNZAI-MAN M2583(A)

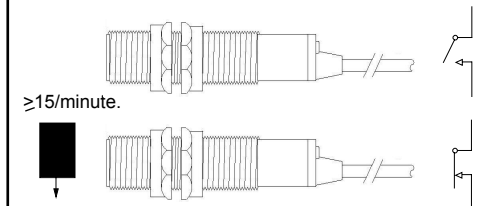


Stopped Motion Monitor Type: SU1MZAI Code: 860-042

Dimensions - mm

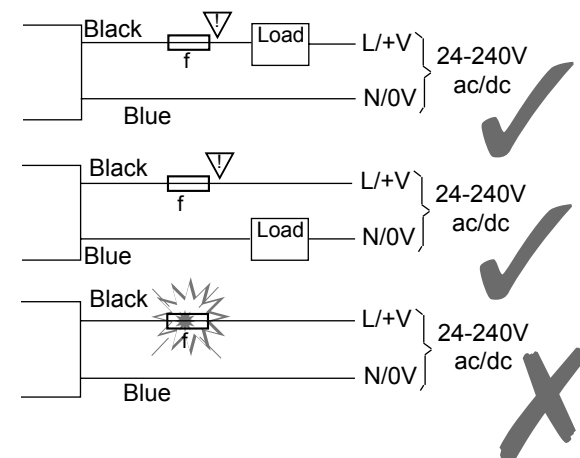


Output Mode



NOTE: f= 1500A Capable fuse 500mA max. rating)
1 fuse per unit **MUST** be used.

Connections:



Approval

Approval Nos:
IECEXBAS14.0061X
Baseefa14ATEX0115X
 Ⓢ II 2G Ex mb IIC T5 Gb
 Ⓢ II 2D Ex mb IIC T100°C Db
 Ⓢ I M2 Ex mb I Mb
 Tamb -15°C to +50°C IP66



Specification

Supply V 24-240V ac/dc.
 I. min 1.0 mA.
 V. drop 5.5V max.
 Output Rating .. 50 mA max.
 Max. Speed 100 Hz.
 Min. Speed 0.25Hz

->SUNZAI-MAN M2583(A)



DECLARATION OF CONFORMITY

DOC2015001A

EQUIPMENT DESCRIPTION: 18 mm SERIES OF PROXIMITY SWITCHES
SERIES: MxxxMxxxAl, lxxxMxxxAl, SxxxAl, MxxxAl

We, the undersigned, on behalf of Synatel Instrumentation Limited, hereby declare the products listed below conform to the relevant provisions of the legislation, as well as pertinent clauses of the standards and other normative documents mentioned herein.

ATEX DIRECTIVE 94/9/EC
CERTIFICATE No.: Baseefa14ATEX0115X
ISSUED BY: SGS Baseefa, Staden Lane, Buxton, Derbyshire, SK17 9RZ
NOTIFIED BODY NO. : 1180
CATEGORIES: II 2G Ex mb IIC T5 Gb
 II 2D Ex mb IIIC T100°C Db
 I M2 Ex mb Mb
Tamb -15°C to 50°C , IP66
BS EN 60079- 0: 2012 Explosive Atmospheres- General requirements
BS EN 60079-18: 2009 Equipment protection by encapsulation 'm'

SPECIFIC CONDITIONS OF USE

- The supply circuit shall be protected by a suitably rated fuse capable of interrupting a short circuit current of 1500 Amps.
- Warning: Potential static ignition risk, clean only with a damp cloth.
- The integral cable shall be terminated in a suitably certified enclosure or in the safe area.
- For Group I M2 applications the sensor shall only be used in areas with a low risk of impact.
- For Group I M2 applications the sensor shall be protected from exposure to chemicals such as oils, greases and hydraulic liquids.

LOW VOLTAGE DIRECTIVE 2006/95/EC
BS EN 61010-1: 2010 General safety requirements for electrical equipment
BS EN60332-1-1: 2004 Single cable flame propagation test
EMC DIRECTIVE 2004/108/EC
BS EN 61000-6-3: 2007 Electromagnetic Compatibility - General Emission Standard
BS EN 61000-6-1: 2007 Electromagnetic Compatibility - General Immunity Standard

RESTRICTION OF HAZARDOUS SUBSTANCES (RoHS2) DIRECTIVE 2012(65)EU

No required or relevant standards are applicable

NAME : R.ASHBY POSITION: GENERAL MANAGER

SIGNED:

ISSUE DATE : 6th January 2015



DECLARATION OF CONFORMITY

DOC2015001A

EQUIPMENT DESCRIPTION: 18 mm SERIES OF PROXIMITY SWITCHES
SERIES: MxxxMxxxAl, lxxxMxxxAl, SxxxAl, MxxxAl

We, the undersigned, on behalf of Synatel Instrumentation Limited, hereby declare the products listed below conform to the relevant provisions of the legislation, as well as pertinent clauses of the standards and other normative documents mentioned herein.

ATEX DIRECTIVE 94/9/EC
CERTIFICATE No.: Baseefa14ATEX0115X
ISSUED BY: SGS Baseefa, Staden Lane, Buxton, Derbyshire, SK17 9RZ
NOTIFIED BODY NO. : 1180
CATEGORIES: II 2G Ex mb IIC T5 Gb
 II 2D Ex mb IIIC T100°C Db
 I M2 Ex mb Mb
Tamb -15°C to 50°C , IP66
BS EN 60079- 0: 2012 Explosive Atmospheres- General requirements
BS EN 60079-18: 2009 Equipment protection by encapsulation 'm'

SPECIFIC CONDITIONS OF USE

- The supply circuit shall be protected by a suitably rated fuse capable of interrupting a short circuit current of 1500 Amps.
- Warning: Potential static ignition risk, clean only with a damp cloth.
- The integral cable shall be terminated in a suitably certified enclosure or in the safe area.
- For Group I M2 applications the sensor shall only be used in areas with a low risk of impact.
- For Group I M2 applications the sensor shall be protected from exposure to chemicals such as oils, greases and hydraulic liquids.

LOW VOLTAGE DIRECTIVE 2006/95/EC
BS EN 61010-1: 2010 General safety requirements for electrical equipment
BS EN60332-1-1: 2004 Single cable flame propagation test
EMC DIRECTIVE 2004/108/EC
BS EN 61000-6-3: 2007 Electromagnetic Compatibility - General Emission Standard
BS EN 61000-6-1: 2007 Electromagnetic Compatibility - General Immunity Standard

RESTRICTION OF HAZARDOUS SUBSTANCES (RoHS2) DIRECTIVE 2012(65)EU

No required or relevant standards are applicable

NAME : R.ASHBY POSITION: GENERAL MANAGER

SIGNED:

ISSUE DATE : 6th January 2015